



### District Report Card: 2017


<b>State:</b> Odisha	<b>District:</b> Puri
<b>Class:</b> 5	<b>Subject:</b> Language
<b>Schools:</b> 50	<b>Students:</b> 846


### Participation/Coverage


#### Students

<div>GENDER</div> <div></div>	Boys				Girls			
	Number		%		Number		%	
	422		49.88		424		50.12	

<div>AREA</div> <div></div>	Rural				Urban			
	Number		%		Number		%	
	637		75.30		209		24.70	

<div>CATEGORY</div> <div></div>	SC		ST		OBC		GEN	
	Number	%	Number	%	Number	%	Number	%
	195	23.05	16	1.89	518	61.23	117	13.83

<div>CWSN</div> <div></div>	LD	VI	HI	S&LD	ID	Oth
	2	0	2	1	0	3

<div>Management</div> <div></div>	Government			Government-aided		
	Number		%	Number		%
	846		100.00	0		0.00

### Average Performance of Students in Language (%)

Overall	Gender		Area		Management		Social Group			
	Male	Female	Rural	Urban	Govt.	Aided	SC	ST	OBC	GEN
57.68	56.13	59.23	58.96	53.78	57.68	0.00	57.47	46.67	57.27	61.37

## Performance on Learning Outcomes (LOs)

Learning Outcomes	Description	Average Performance(%)
L504	Reads and comprehends independently storybooks, news items/ headlines, advertisements etc.	53.36
L508	Reads text with comprehension, locates details and sequence of events	59.85

Range of Performance of Students who Answered Correctly							
Below 30%		30% - 50%		50% - 75%		Above 75%	
Number	%	Number	%	Number	%	Number	%
93	10.99	217	25.65	328	38.77	208	24.59

## Lowest Performing Learning Outcomes (LOs)

- 1 - Reads and comprehends independently storybooks, news items/ headlines, advertisements etc. (53.36)
- 2 - Reads text with comprehension, locates details and sequence of events (59.85)